




Vogue



Click an image to view larger version.



Figures

| | |
|-----------------------|--|
| Height: Architectural | 126.4 m / 415 ft |
| Height: Occupied | 104.6 m / 343 ft |
| Height: To Tip | 126.4 m / 415 ft |
| Floors Above Ground | 31 |
| Floors Below Ground | 3 |
| Tower GFA | 38,776 m ² / 417,381 ft ² |
| Development GFA | 102,397 m ² / 1,102,192 ft ² |
| # of Apartments | 504 |

Facts

| | |
|----------------------|--|
| Official Name | Vogue |
| Other Names | Vogue Plaza, Vogue Living, Vogue South Yarra |
| Structure Type | Building |
| Status | COM |
| Country | Australia |
| City | Melbourne |
| Street Address & Map | 670 Chapel Street, South Yarra |
| Postal Code | 3141 |
| Building Function | residential |
| Structural Material | composite <ul style="list-style-type: none">Core: Precast ConcreteColumns: Precast ConcreteFloor Spanning: Reinforced Concrete |
| Proposed | 2006 |
| Construction Start | 2009 |
| Completion | 2012 |
| Official Website | Vogue |

Companies Involved

| | |
|---------------------|---|
| Owner | Stamoulis Property Group |
| Developer | Ryssal Three Pty Ltd |
| Architect | <ul style="list-style-type: none">Design: The Buchan Group |
| Structural Engineer | <ul style="list-style-type: none">Design: Robert Bird Group |
| MEP Engineer | <ul style="list-style-type: none">Design: NDY & MacCormack Consultants |
| Project Manager | Case Meallin & Associates; The Harris Corporation |
| Main Contractor | Hickory Group ; L.U. Simon Builders |
| Material Supplier | <ul style="list-style-type: none">Elevator: Schindler |

About Vogue

Melbourne's Chapel Street district is known to be a busy and iconic area of the city which provided a unique context for the Vogue residential development. The surrounding entertainment and shopping amenities were appropriately reciprocated by creating a large podium housing a light-filled retail center, which is then topped by three separate volumes of residential units. The stepping of the tower provides a transition from the pedestrian scale of the context to the larger tower scale.

The dominant element of the development is the curving tower form elevated over the podium that defines the street edge. The tower has a layering of fine detailing that affords a constant play of light and shade. The glazing is designed as a series of enveloping curtains, which open to reveal large balcony areas for all apartments. The crown of the tower is a triangulated, faceted form, which captures and reflects sunlight over the course of the day.

To submit more information or donate images for this project, please use our [submission portal](#).