


This PDF was downloaded from The Skyscraper Center on 2019/10/21 UTC  
For the most up to date version, please visit <https://skyscrapercenter.com>

## Executive Towers Complex

[Executive Towers](#)



Click an image to view larger version.










### Facts & Figures



Official Name	Executive Towers
Status	Completed
Country	<a href="#">United Arab Emirates</a>
City	<a href="#">Dubai</a>
Complex Function	hotel / residential
# of Apartments	1,799

### Map of Buildings in Complex

NOTE: Only buildings that have GPS coordinates recorded are displayed.

### Buildings in Complex

 Completed	 Architecturally Topped Out	 Structurally Topped Out	 Under Construction	 On Hold	 Never Completed	 Proposed	 Vision	 Demolished
---	--	---	--	---	--	--	--	--

ID	#	Status	Building Name	City	Height (m)	Height (ft)	Floors	Completion	Material	Use
14036	1		<a href="#">Executive Towers Building M</a>	<a href="#">Dubai (AE)</a>	210	689	52	2009	concrete	residential / hotel
14037	2		<a href="#">Executive Towers Building B</a>	<a href="#">Dubai (AE)</a>	190	623	47	2008	concrete	residential

ID	#	Status	Building		Height (m)	Height (ft)	Floors	Completion	Material	Use
			Name	City						
29953	3	COM	Executive Tower K	Dubai (AE)	186	610	47	2009	concrete	residential
29951	4	COM	Executive Tower H	Dubai (AE)	182	597	45	2009	concrete	residential
29950	5	COM	Executive Tower G	Dubai (AE)	170	558	43	2009	concrete	residential
29952	5	COM	Executive Tower J	Dubai (AE)	170	558	43	2009	concrete	residential
29954	7	COM	Executive Tower L	Dubai (AE)	170	558	42	2009	concrete	residential
29949	8	COM	Executive Tower F	Dubai (AE)	120	394	31	2009	concrete	residential
29947	9	COM	Executive Tower E	Dubai (AE)	118	387	30	2009	concrete	residential
29948	10	COM	Executive Tower C	Dubai (AE)	114	374	28	2009	concrete	residential