


This PDF was downloaded from The Skyscraper Center on 2020/10/31 UTC
For the most up to date version, please visit <https://skyscrapercenter.com>

City Place Complex

City Place



Click an image to view larger version.

City Place

City Place

City Place

City Place










Facts & Figures



Official Name	City Place
Status	COM
Country	United States
City	Hartford
Complex Function	office

Map of Buildings in Complex

NOTE: Only buildings that have GPS coordinates recorded are displayed.

Buildings in Complex

								
Completed	Architecturally Topped Out	Structurally Topped Out	Under Construction	On Hold	Never Completed	Proposed	Vision	Demolished

ID	#	Status	Building Name	City	Height (m)	Height (ft)	Floors	Completion	Material	Use
3170	1		City Place I	Hartford (US)	163.1	535	38	1980		office
12217	2		City Place II	Hartford (US)	67.1	220	18	1989		office